

How to create an account in EdTA's Community Hub

Step 1: Click on this [link](#).

Step 2: Click on **Don't have an account** link.

If this is your first time logging in, please click the *Forgot Your Password?* link at the bottom of this page to reset your password.

NOTE TO STUDENTS: Please try your official school email address first as that is likely what your teacher used to create your account. If that doesn't work, then try your personal email address. If you are an inducted Thespian do not create a new account.

If you've never created an account with us, please click the *Don't Have an Account?* link below.

We encourage you to take this opportunity to ensure your contact and demographic details are accurate and complete.

Questions? [Visit this page](#) for helpful documentation and videos. You may also contact our Membership team by emailing MEMBERS@schooltheatre.org.

Log In

Email

Password

Log In

[Forgot your password?](#)





[Don't have an account?](#)




**Recent changes within your Troupe?
To request a change of Troupe Director, please create an account.**

Step 3: Fill out this form completely and then click on **Create Account**.

My Contact Information

First Name *	<input type="text"/>
Last Name *	<input type="text"/>
Gender	--None-- 
Gender Pronoun	--None-- 
Ethnicity *	Select Some Options
Mailing Country Code	--None-- 
Mailing Street	<input type="text"/>
Mailing City	<input type="text"/>
Mailing State/Province Code	--None-- 
Mailing Zip/Postal Code *	<input type="text"/>

<input type="checkbox"/> I'm not a robot	 reCAPTCHA Privacy - Terms
--	---

Security & Login

Email *	<input type="text"/>
Retype Email *	<input type="text"/>
Password *	<input type="password"/>
	Your password must be at least 8 characters long, have a mix of letters and numbers, and cannot contain your username.
	Password Strength:
	<input type="text"/>
Retype New Password *	<input type="text"/>

Create Account

How to add an affiliation

Step 1: While on your Personal Snapshot page, scroll to the bottom and click on Add Affiliation.

Organizations

Summary of your current company affiliations.

[Add Affiliation](#)

Step 2: Enter name of troupe or school and click on each.

Search For Companies

Search to see if your company already has a profile.

Account Name *

Daytime Phone

Account Fax

Website

[Search](#)

[Create New Company](#)

Step 3: Find the school and then click on Add Affiliation.

Search Results

[Academy for Classical Education](#) [Add Affiliation](#)

31210
<http://www.acemacon.org/>